

K187 Cable Datasheet

SC, L0B 6p, Am 6p

Signal cable between signal input/measurement module and sensor

Description

The signal cables are manufactured specifically for CSM. Highly durable wires are used, which are characterized by a high interference resistance and a good signal quality.

Temperature

The temperature range specified for the main cable, excluding connectors, is -50 to 200 °C. The temperature range specified for the connectors may vary depending on the type (e.g. LEMO B connector: -55 to 250 °C; D-Sub: -55 to 105 °C; Banana: -40 to 80 °C; LEMO Redel: -50 to 150 °C).

Main Cable Diameter

3.7 mm

Bending Radius

10 x Diameter (permanently installed)

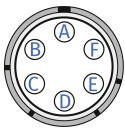
Connectors

A	L0B	6-pole	Code: A	male
B	Am	6-pole		female

A:




B:



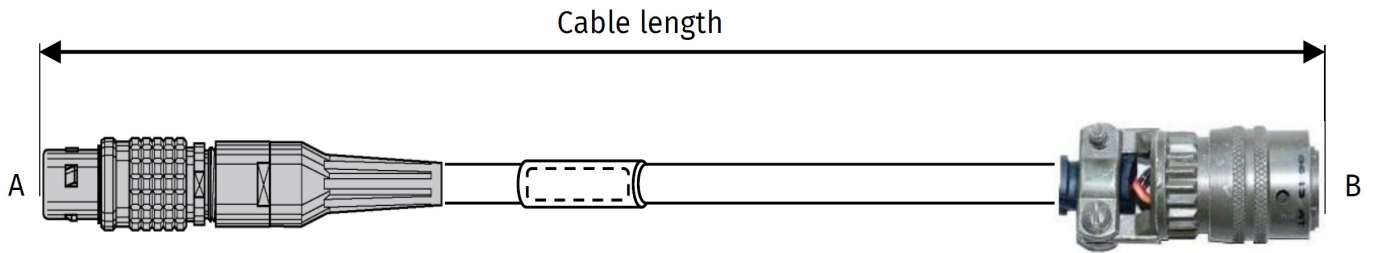
Variants

Item No.	Cable Name	Length
ART1061301	K187-0200	2 m



Picture similar to actual product

Overview



Pinning

Con. A Pin	Signal	Cable Wire Color	Con. B Pin
1	VIN+	red	B
2	VIN-	black	D
4	VOUT+	orange	A
5	GND	brown	D
Housing	Cable shield	-	-
3, 6 n.c.	-	-	C, E, F n.c.



CSM GmbH

Raiffeisenstr. 36
70794 Filderstadt
Germany

Technical Questions:
www.csm.de/service-and-support

Sales Contact:
www.vector.com/contact

Part of the Vector Group



All trademarks mentioned are property of their respective owners.
Specifications are subject to change without notice.
CANopen® and CIA® are registered community trademarks of CAN in Automation e.V.
EtherCAT® is registered trademark and patented technology,
licensed by Beckhoff Automation GmbH, Germany.