

K616 Cable Datasheet

SC, L1B 8p, MO 4p

Signal cable between signal input/measurement module and LEM current transducer

Description

The signal cables are manufactured specifically for CSM. Highly durable wires are used, which are characterized by a high interference resistance and a good signal quality.

Temperature

The temperature range specified for the main cable, excluding connectors, is -40 to 150 °C. The temperature range specified for the connectors may vary depending on the type (e.g. LEMO B connector: -55 to 250 °C; D-Sub: -55 to 105 °C; Banana: -40 to 80 °C; LEMO Redel: -50 to 150 °C).

Main Cable Diameter

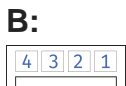
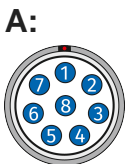
5 mm

Bending Radius

5 x Diameter (permanently installed)


Connectors

A	L1B	8-pole	Code: G	male
B	MO	4-pole		female



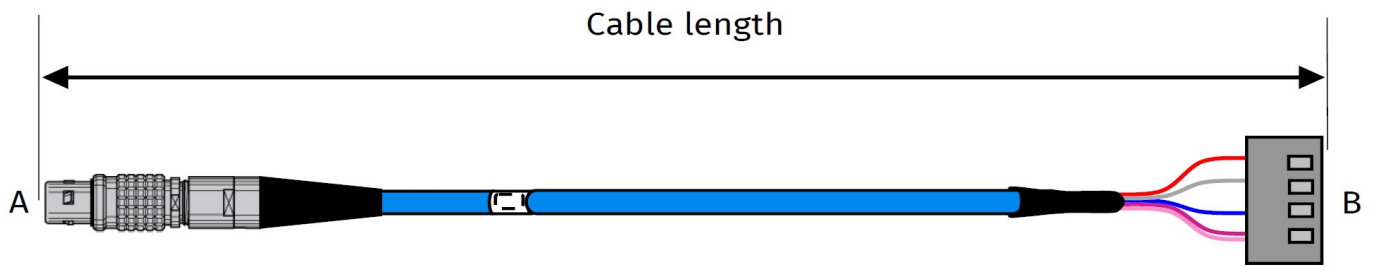
Variants

Item No.	Cable Name	Length
ART1110201	K616-0200	2 m
ART1110200	K616-0500	5 m



Picture similar to actual product

Overview



Pinning

Con. A Pin	Cable Signal	Wire Color	Con. B Pin
1	VIN-	purple	4
2	VIN+	blue	3
3	GND	pink	4
4	VOUT+	red	1
5	VOUT-	grey	2
7	Channel shield	-	-
Housing	Cable shield	-	-
6, 8 n.c.	-	-	-



CSM GmbH

Raiffeisenstr. 36
70794 Filderstadt
Germany

Technical Questions:
www.csm.de/service-and-support

Sales Contact:
www.vector.com/contact

Part of the Vector Group



All trademarks mentioned are property of their respective owners.
Specifications are subject to change without notice.
CANopen® and CIA® are registered community trademarks of CAN in Automation e.V.
EtherCAT® is registered trademark and patented technology,
licensed by Beckhoff Automation GmbH, Germany.