

# K623 Cable Datasheet

IC, L0B 5p, DS 9p

## Cable between CAN socket/measurement module and CAN interface

### Description

The signal cables are manufactured specifically for CSM. Highly durable wires are used, which are characterized by a high interference resistance and a good signal quality.

### Temperature

The temperature range specified for the main cable, excluding connectors, is -30 to 150 °C. The temperature range specified for the connectors may vary depending on the type (e.g. LEMO B connector: -55 to 250 °C; D-Sub: -55 to 105 °C; Banana: -40 to 80 °C; LEMO Redel: -50 to 150 °C).

### Main Cable Diameter

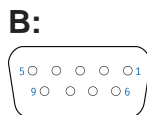
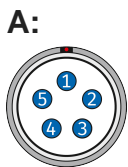
5.6 mm

### Bending Radius

5 x Diameter (permanently installed)

### Connectors

<b>A</b>	L0B	5-pole	Code: G	male
<b>B</b>	DS	9-pole		female



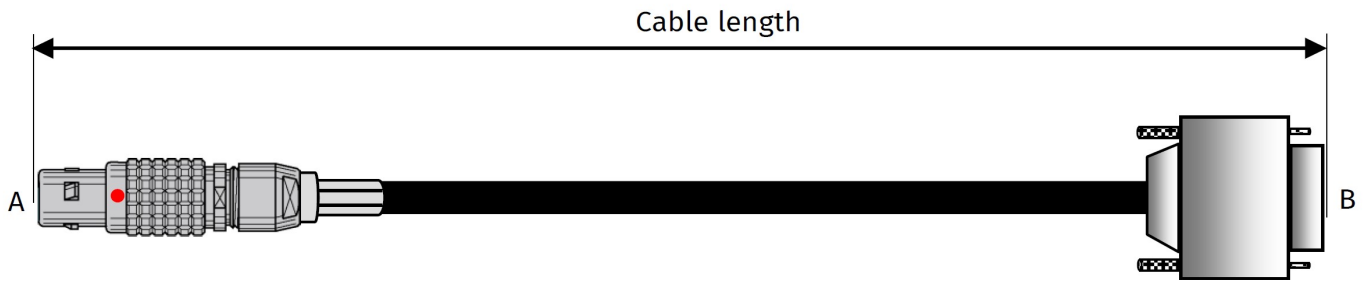
### Variants

Item No.	Cable Name	Length
ART1050802	K623-0250	2.5 m
ART1411210	K623-1000	10 m



Picture similar to actual product

## Overview



## Pinning

Con. A Pin	Signal	Cable Wire Color	Con. B Pin
1	Power +	red	9
2	Power GND	black	6
3	CAN_H	yellow	7
4	CAN_L	green	2
5	CAN_GND	grey	3
Housing	Cable shield	-	5 + Housing
-	-	-	1, 4, 8 n.c.



**CSM GmbH**

Raiffeisenstr. 36  
70794 Filderstadt  
Germany

Technical Questions:  
[www.csm.de/service-and-support](http://www.csm.de/service-and-support)

Sales Contact:  
[www.vector.com/contact](http://www.vector.com/contact)

Part of the Vector Group



All trademarks mentioned are property of their respective owners.  
Specifications are subject to change without notice.  
CANopen® and CIA® are registered community trademarks of CAN in Automation e.V.  
EtherCAT® is registered trademark and patented technology,  
licensed by Beckhoff Automation GmbH, Germany.