

K645 Cable Datasheet

SC, L1B 8p, BNC, IEPE_U, TR

Signal cable between signal input/measurement module and IEPE sensor with BNC connector; programmable TEDS chip integrated

Description

The signal cables are manufactured specifically for CSM. Highly durable wires are used, which are characterized by a high interference resistance and a good signal quality.

The black cable part is defined as "main cable".

Temperature

The temperature range specified for the main cable, excluding connectors, is -40 to 70 °C. The temperature range specified for the connectors may vary depending on the type (e.g. LEMO B connector: -55 to 250 °C; D-Sub: -55 to 105 °C; Banana: -40 to 80 °C; LEMO Redel: -50 to 150 °C).

Main Cable Diameter

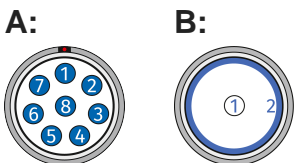
5 mm

Bending Radius

15 x Diameter (permanently installed)


Connectors

A	L1B	8-pole	Code: G	male
B	BNC	2-pole		female



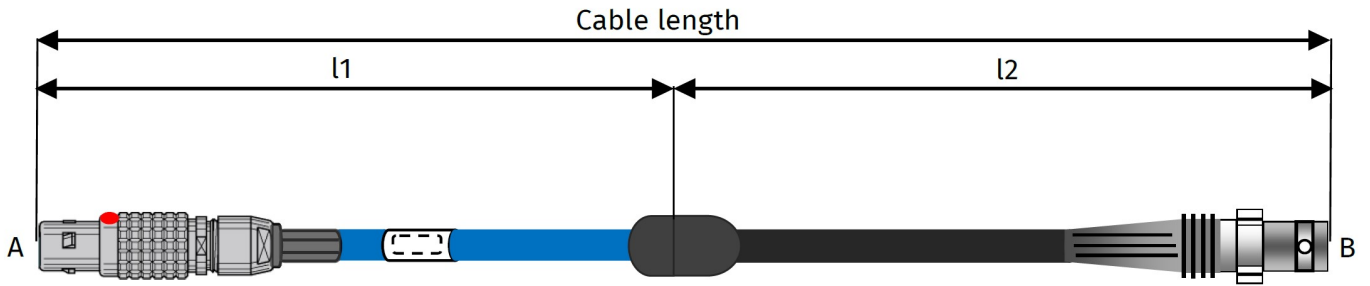
Variants

Item No.	Cable Name	Length
ART1420310	K645-0050	0.5 m
	I1: 0.25 m I2: 0.25 m	



Picture similar to actual product

Overview



Pinning

Con. A Pin	Signal	Wire Color		Con. B Pin
1	VIN-	purple		-
2	VIN+	blue		-
3	GND	pink		Outer conductor / Cable shield
4	VOUT+	red		Inner conductor
7	Channel shield	-		-
8	Data	-		-
Housing	Cable shield	-		-
5, 6 n.c.	-	-		-



CSM GmbH

Raiffeisenstr. 36
70794 Filderstadt
Germany

Technical Questions:
www.csm.de/service-and-support

Sales Contact:
www.vector.com/contact

Part of the Vector Group



All trademarks mentioned are property of their respective owners.
Specifications are subject to change without notice.
CANopen® and CIA® are registered community trademarks of CAN in Automation e.V.
EtherCAT® is registered trademark and patented technology,
licensed by Beckhoff Automation GmbH, Germany.