

K85 Cable Datasheet

IC, L0B 5p, DS 9p / B

Cable between CAN socket and measurement module

Description

The signal cables are manufactured specifically for CSM. Highly durable wires are used, which are characterized by a high interference resistance and a good signal quality.

Temperature

The temperature range specified for the main cable, excluding connectors, is -30 to 150 °C. The temperature range specified for the connectors may vary depending on the type (e.g. LEMO B connector: -55 to 250 °C; D-Sub: -55 to 105 °C; Banana: -40 to 80 °C; LEMO Redel: -50 to 150 °C).

Main Cable Diameter

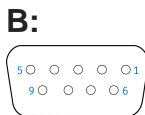
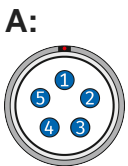
5.6 mm

Bending Radius

5 x Diameter (permanently installed)


Connectors

Code	Connector Type	Poles	Code	Gender
A	L0B	5-pole	Code: G	male
B	DS	9-pole		female
C	2x B	1-pole		male



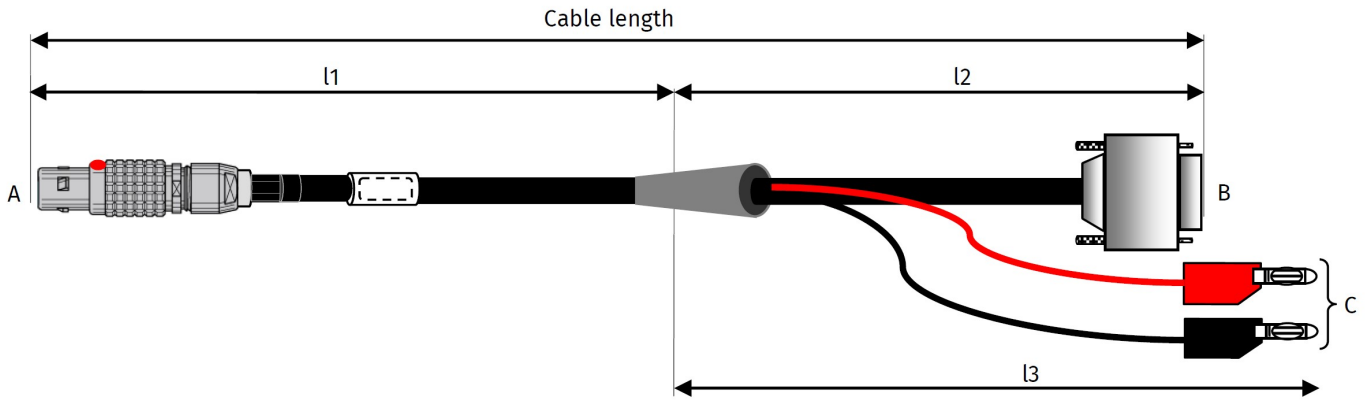
Variants

Item No.	Cable Name	Length
ART0201077	K85-0060	0.6 m
	I1: 0.3 m I2: 0.3 m I3: 1 m	



Picture similar to actual product

Overview



Pinning

Con. A Pin	Signal	Cable Wire Color	Con. B Pin	Con. C Pin
1	Power +	red	-	red
2	Power GND	black	-	black
3	CAN_H	yellow	7	-
4	CAN_L	green	2	-
5	CAN_GND	grey	3	-
Housing	Cable shield	-	5 + Housing	-
-	-	-	1, 4, 6, 8, 9 n.c.	-



CSM GmbH

Raiffeisenstr. 36
70794 Filderstadt
Germany

Technical Questions:
www.csm.de/service-and-support

Sales Contact:
www.vector.com/contact

Part of the Vector Group



All trademarks mentioned are property of their respective owners.
Specifications are subject to change without notice.
CANopen® and CIA® are registered community trademarks of CAN in Automation e.V.
EtherCAT® is registered trademark and patented technology,
licensed by Beckhoff Automation GmbH, Germany.